






























## CHART KEY

	= 1 ch		= 1 turning chain (tch)
	= 1 sl st		= 1 elongated sl st
	= 1 sc		= elongated sc
	= 1 sc worked in the bottom loop of the previous st		= 1 sc worked in back loop only
	= 1 hdc		= 1 elongated back post dc
	= 2 hdc worked in the same stitch of the previous row		= 1 dc worked in bottom loop of previous stitch
	= 1 dc		= 1 back post tr
	= 2 dc worked in the same stitch of the previous row		= 1 elongated back post tr
	= 1 tr		
	= 2 tr worked in the same stitch of the previous row		= 1 back post dc
	= 1½-wrap double crochet		= 3-dc cluster
<p>For 1½-wrap double crochet: yarn over hook twice, insert back into next st and draw up a loop—4 loops on hook. Yarn over hook and pull through 2 loops; yarn over hook and pull through all 3 rem loops.</p>			= 5-dc popcorn stitch
	= 2 sc worked in the same stitch of the previous row		= ch loop with 7 or 9 ch
	= sc2tog		= magic ring
	= begin here		
	= end here		